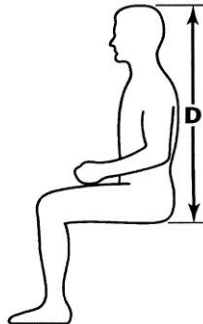
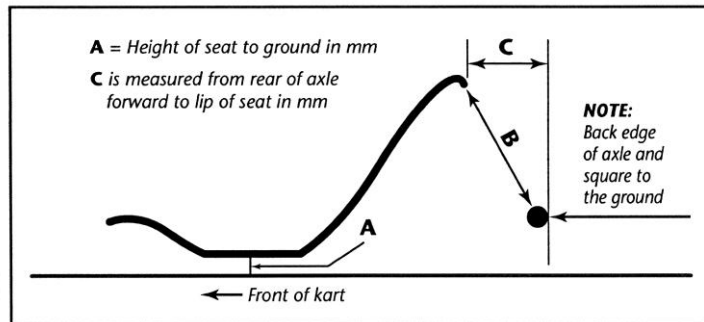


SEAT POSITION CHART *X1-30*

SEAT SIZE	D: TORSO UP TO 840mm			D: TORSO 840-880mm			D: TORSO OVER 880mm			TYRES
	A	B	C	A	B	C	A	B	C	
S	23	205	105	23	205	105	20	200	100	MG RED
M	23	205	105	23	205	105	20	200	100	
L	23	220	105	23	220	105	20	215	100	
S										Bridgestone Y J C
M										
L										

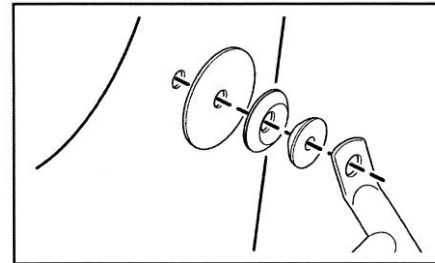
NOTES: - All dimensions refer to Kartech 'RT' type seats only
 - All above measurements are with the rear axle placed in its suggested ride height position.



ASSEMBLY NOTES

Front Nassa Panel:

When fitting the supplied nassa panel for the first time, ignore the marked "X" spots for drilling as these were for past brackets. Rest the nassa panel on its brackets, now sit bottom edge of the nassa against the raised section on the nose cone, now slide it up approximately 15mm so you can visually see the front crash bar rail and drill the lower hole. Fit the upper nassa bracket above the dash.



Arrow self aligning seat washers:

The Arrow karts are supplied with Arrows unique self-centring seat washer system. Fitting between the chassis seat supports and seat, these washers insure there are no torsional loads placed on the seat through mis-matching angles between the seat and the chassis. The seat does have an influence on the handling characteristics of the kart as it is an important torsional member on a karts chassis structure. As such, the Arrow self-aligning seat washers are major asset in alleviating pre-loads within the kart. (See diagram above).

Brake Line Location:

You're Arrow kart comes with brake lines securely fastened to the top of the left hand side chassis rail. If at any time you remove the zip ties that are holding them in place, be sure to re-secure them **ON TOP OF THE CHASSIS RAIL ONLY** as it is a safety hazard to have the lines secured either beside or below the chassis rail.

SUGGESTED STARTING SET-UP

FRONT CRASH BAR:	Tight
REAR CRASH BAR:	Tight
REAR RIDE HEIGHT:	High
REAR TRACK:	1385mm
REAR AXLE TYPE:	M1 (1050mm)
FRONT RIDE HEIGHT:	Central
FRONT TOE:	2mm OUT Overall
FRONT TRACK:	15mm spacers on inside each front wheel
FRONT CASTER:	Minimum
FRONT CAMBER:	2mm POSITIVE Overall
FRONT CLAMP:	Removed
SIDE POD BARS:	Tight
SEAT STAYS:	Tight (One each side)
REAR HUB LENGTH:	80mm
ACKERMAN:	Middle Ackerman (middle hole on stub arm)



X1-30